



# COLOUR CONFIDENCE

RESENE PAINTS

**Resene**

the paint the professionals use

# STYLE

Do you lean towards soothing natural tones or perhaps your fast paced lifestyle lends you to liking more bold and intense hues



Relaxed


Natural

Adrenaline

---



# STARTING POINT



Art

Nature

Magazine

**Resene**

the paint the professionals use



- Habitat by Resene
- Artwork
- Fabrics
- Nature
- Fashion/ Wardrobe

# INSPIRATION



**Resene**  
the paint the professionals use



# INSPIRATION

Resene Colour palette generator- will create a custom colour palette based off your uploaded image.



Resene Toast



Resene Wilderness



Resene Malta



Resene All Black



# INSPIRATION

Wallpaper can be a great place to start building your palette from. Simply pull the colours from the pattern or texture and use them within the room for an easy, well put together look.

Contemporary

Playful

Vibrant



Resene Sea Fog



Resene Linen



Resene Kangaroo



# EXISTING HOME

FIXTURES



Existing home – work with things that **won't** change.  
e.g. Kitchen Joinery, Curtains, Flooring & Furniture




**Resene**

the paint the professionals use



# NEW HOME

MODERN



New Home –If you can, select the most expensive, more permanent fixtures first and generally things with limited options. From there you can start building your colour palette to compliment the fixtures.



**Resene**  
the paint the professionals use





@Fabric Architecture



# YELLOW & ORANGE

# RED



**Resene**

the paint the professionals use



@Fabric Architecture





Resene Vanilla Ice



Resene Divine



# GREEN WITH ENVY





# FEELING BLUE

**Resene**  
the paint the professionals use





# BLACK



Resene Nero



Resene BlackJack





Resene Element

# BREAK THE RULES

---

Don't be afraid to break 'rules' and push boundaries



@resenecolour

---

# HOW CAN COLOUR BE USED TO COMPLIMENT GOOD ARCHITECTURE

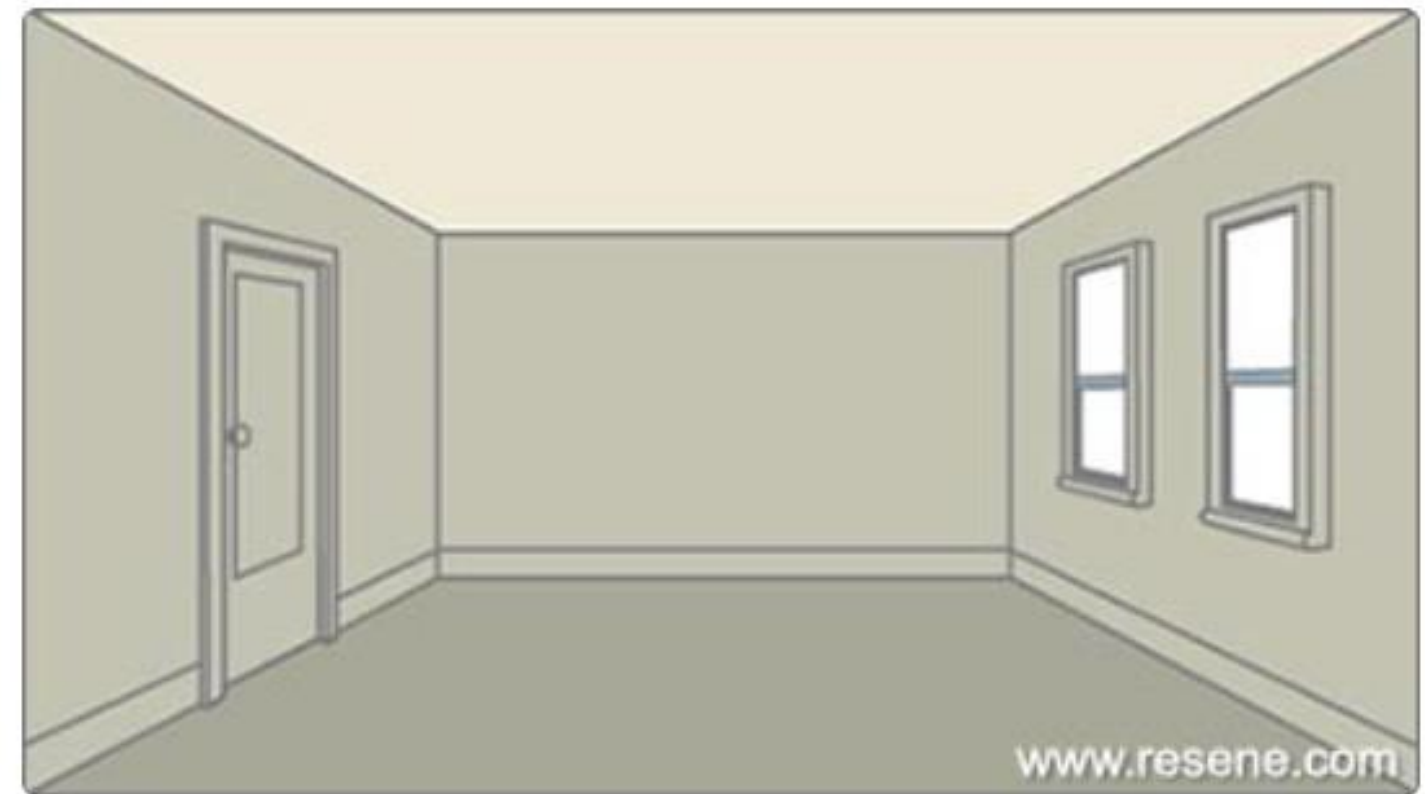
**Resene**

the paint the professionals use






# RIGHT PROPORTIONS



To give the feeling of airiness and space, paint the walls to match the floor and use pale, cool colours.



# MIXING IT UP

Lower a ceiling visually by painting the ceiling in a dark colour.





# NATURE'S RULE

The darkest value at our feet	e.g. forest floor
The medium level at eye level	e.g. tree trunks
The lightest value above us	e.g. sky



# LIGHTING

Lighting – What is your natural lighting like in the home?

**Tip**

Wherever possible, it is best to develop a lighting plan at the same time as your paint scheme.



# LIGHTING

What to do with critical light areas.

- Level 5 finish
- Textured paint finishes
- Wallpaper



# SURFACE TEXTURES

Surface textures also change the way you see colour. Smooth surfaces reflect light and heavily textured surfaces absorb light.

Smooth

Gloss

Woven



**Resene**

the paint the professionals use



# TEXTURE

Change of surfaces & surroundings can make the same colour look completely different.







# USE COLOUR TO CAMOUFLAGE

For a seamless look bring your Resene wall colour onto your kitchen cabinetry with Resene AquaLAQ.



# PAINT PVC DOWNPIPES

- Paint PVC Downpipes in a similar shade to the body of the house to make them disappear








# COOL COLOURS

Resene CoolColour™ range keeps dark surfaces cooler, reducing stress on the coating, substrate and building.



@resenecolor

# THE RIGHT WHITE

How do you know which shade of white works best for your clients home.



Warm, Traditional Tones



Modern, Cool Tones

@resenecolor

# THE RIGHT WHITE

How do you know which shade of white works best for your clients home.



Crisp, and earthy

**Resene**  
the paint the professionals use



Romantic, and warm



The walls painted in Resene Black White, and flooring in Resene White gloss. playing with a range of different sheen levels in an all white space helps to keep it from feeling flat.

# NEUTRAL WHITE



Resene Black White



Resene White

# FRESH WALLS

How keep your Bright white walls looking their best!

- Sheen levels
- Cleaning products: Resene Interior paint cleaner





@resenecolor

# HOW TO TEST

Using your Resene testpot apply two coats onto a piece of A2 card, leaving a border around it so the colour isn't influenced by anything else.



X

How not to test

*ALWAYS LEAVE A  
DECENT GAP  
BETWEEN COLOURS*

Correct





# COLOUR TRENDS

THE RANGE FASHION  
COLOURS 24

**Resene**

the paint the professionals use

@resenecolor

# PERFECT IMPERFECTION

Organic looks, curves, rounded shapes, handmade asymmetric ceramics, wrinkled and stonewashed bedlinen – and walls that look weathered or a textured finish.



Texture

WEATHERED

Resene Paint  
FX Medium



@abodemagazine



# DUSKY CLAY



Resene Half Tea



Resene Contended

@resenecolor

**Resene**  
the paint the professionals use

# CARAMEL



Resene Amaranth



Resene Salted Caramel



@abodemagazine

# TERRACOTTA




Resene Tuscan



Resene Soul Searcher

@resenecolor



# DEEP BLUE



Resene Ocean Waves



Resene Indian Ink



@resenecolor

@abodemagazine

**Resene**  
the paint the professionals use

@abodemagazine



# EARTH TONED PINKS

@resenecolor

Resene  
Summer Rose

Resene  
Savour

**Resene**  
the paint the professionals use



@resenecolor

@abodemagazine



# ORGANIC GREEN



**Resene**  
the paint the professionals use

@abodemagazine



# SAGE



Resene Field Day



Resene Hindsight

@resenecolor

**Resene**  
the paint the professionals use

@resenecolor



@abodemagazine

# NEUTRAL GROUND



Resene Rice Cake



Resene Nomad



Resene Quarter Ironsand

**Resene**  
the paint the professionals use

@resenecolor

# PAINT EFFECTS

- Resene Paint FX Medium
- Resene Sandtex



**Resene**  
the paint the professionals use





# RESENE LIME WASH WALLS

# RESENE LIME WASH WALLS



Resene Field Day



Resene Kinship

**Resene**  
the paint the professionals use



# COLOUR CONFIDENCE

RESENE PAINTS

**Resene**

the paint the professionals use